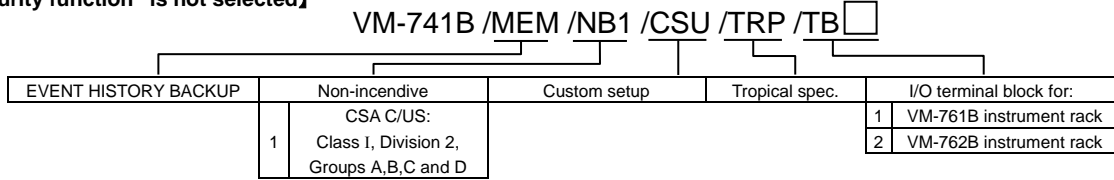
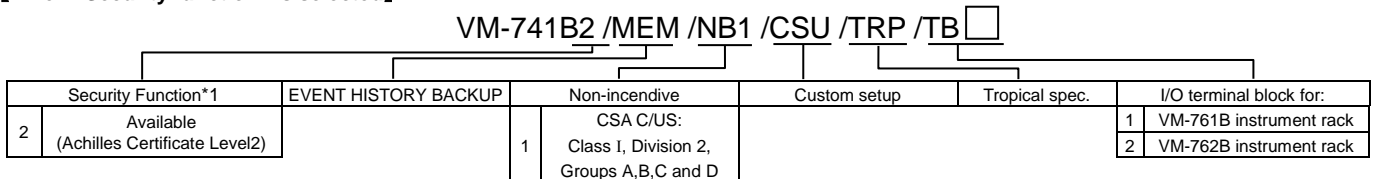


Model Code / Additional Spec. Code (No entry if additional spec. code is not specified.)

【When "Security function" is not selected】



【When "Security function" is selected】



Specification

PHASE MARKER INPUT

- Input points (tachometer) : 4 points
- Input Impedance : 50kΩ
- Input voltage range : Less than 50Vp-p
- Hysteresis : 1V, 2V, 5V
- Maximum rotation speed : 60,000rpm

PHASE MARKER INPUT TRANSDUCER

- Proximity transducer : FK-202F, RD-05A

OPERATION CONTACT INPUT

- RES : Outside reset signal
- SEQ : Sequence signal
- FIL : Filter enable signal

OUTPUT

- Indicators : DAN LED (Red)
 - On : When DANGER , HH-Speed , or LL-Speed alarm occurs
 - (This indicator lights up when DANGER , HH-Speed , or LL-Speed alarm is output from at least one of the modules stored in the instrument rack .)
 - Off : During normal status
- ALT LED (Yellow)
 - On : When ALERT , H-Speed , or L-Speed alarm occur
 - (This indicator lights up when ALERT , H-Speed , or L-Speed alarm is output from at least one of the modules stored in the instrument rack .)
 - Off : During normal status
- SYS-OK LED (Green)
 - On : During normal status
 - Flash : When OK alarm occurs
 - (This indicator flashes when an input abnormality of the phase marker signal is output or an OK alarm is output within the rack.)
- D-BYP LED (Red)
 - On : While the DANGER bypass is set
 - Off : During normal status
- COMM LED (Green)
 - On : Communication is connected
 - Flash : Communication data is being passed
 - Off : Communication is disconnected
- TRG LED (Yellow)
 - On : A phase marker pulse is not detected
 - Flash : A phase marker pulse is detected

OUTPUT

- Monitor output : Input signal is output via a buffer amplifier
 - Location : BNC (Front) and connector (Back)
 - Output Impedance : Approx. 100Ω
 - Output current : Max. 5mA
- Pulse output : Shaped pulse signal is output via a buffer amplifier.
 - Location : BNC (Front)
 - Signal waveform : 0V (V_{OL}), 5V (V_{OH})
 - Output Impedance : Approx. 100Ω
 - Output current : Max. 5mA
- Transducer power supply
 - : proximity transducer
 - 24VDC±10% / 25mA Max.
- Contact output : SYS-OK
 - Output points : 1
 - Contact type : Dry contact (SPDT)
 - Enagization method : Normally de-energized or Normally energized field changeable
 - Contact capacity : 250VAC/5A, 30VDC/5A

ALARM

- Alarm reset : AUTO-RESET or SELF-HOLD field changeable.

PROGRAMMABLE INDICATOR COMMUNICATION

- Network : RS-485
- Protocol : Modbus/RTU
- Connector : 5-pin connector (Back side of rack)

MCL VIEW (VM-771B) COMMUNICATION

- Network : Ethernet 100Base-TX
- Protocol : TCP/IP
- Connector : RJ-45 (Back side of rack)

DEVICE CONFIG (VM-772B) COMMUNICATION

- Network : USB 2.0/1.1
- Connector : Type-B (Front side of rack)

Specification

SECURITY FUNCTION*1

Network : Ethernet 100Base-TX
 Protocol : TCP/IP
 Connector : RJ-45(Back side of rack)
 Filter function : None(non-compliant Security Function)
 Off(Filter OFF : Maintenance only)
 On(Filter ON : In Operation)
 Client MAC Address : MAC Address of PC for MCL View
 Client IP Address : IP Address of PC for MCL View

*1 About the Security Function

- When selecting the presence of "security function", other networks (VM-742B: Fieldbus(Modbus / TCP), Analysis software communication (TCP / IP)) to unify security policies are also " Please select the presence of security function ".
- Custom setup of "Security function" can't be order.
- Select "Security Function", you can meet a global certification program (Achilles Certification Level 2) that proves to have a certain network robustness.
- Achilles is a registered trademark of GE Digital.

ENVIRONMENTAL CONDITION

Operating temperature : 0 to +65°C
 Operating temperature at explosion proof construction : 0 to +60°C
 Storage temperature : -30 to +85°C
 Relative humidity : 20 to 95%RH (non-condensing)

POWER CONSUMPTION

Module alone : Less than 15W

MATERIAL and FINISH

Face plate : ABS (Black)
 Sheet : Polyester tough top (Gray)
 Base plate : Aluminium alloy (Silver)

MASS

Body : Max. 1.0 kg (2.2 lb)

ACCESSORY SPECIFICATION CODE / IDENTIFIED BY TB□

Code	Accessory	Quantity (Part Code)
/TB1	Phase Marker input terminal block plug (15pin) FRONT-MC-1.5/15-STF-3.81(PHOENIX CONTACT)	1piece (7072NAB)
	Phase Marker input terminal block plug (6pin) FRONT-MC-1.5/6-STF-3.81(PHOENIX CONTACT)	1piece (7072NAC)
	SYSTEM-OK output terminal block plug (6pin) FRONT-MC-1.5/6-STF-3.81(PHOENIX CONTACT)	1piece (7072NAC)
	Contact input terminal block plug (6pin) FRONT-MC-1.5/6-STF-3.81(PHOENIX CONTACT)	1piece (7072NAC)
/TB2	SYSTEM-OK output terminal block plug (6pin) FRONT-MC-1.5/6-STF-3.81(PHOENIX CONTACT)	1piece (7072NAC)
	Contact input terminal block plug (6pin) FRONT-MC-1.5/6-STF-3.81(PHOENIX CONTACT)	1piece (7072NAC)

Note) *1 D-sub plugs and hoods are not included in this code. Please make necessary arrangement separately, if required.

*2 When individually ordering specify the parts code, it is require to arrange for a necessary amount.



WARNING

Some functions may not be available with old version. For details, please refer to "infiSYS Family Improvement Information" (6H16-011).

Default Value

INPUT (PHASE MARKER)

Not used

SYSTEM-OK ALARM

Alarm reset : Auto Reset
 Enagization method : NORMALLY DE-ENERGIZED
 Relay logic : "OR" of all OK alarm

COMMUNICATION

IP Adress : 192.168.8.8
 Subnet mask : 255.255.255.0
 IP Port No. : 8888

SECURITY FUNCTION(Case of None)

Filter : None
 Client MAC Address : FF-FF-FF-FF-FF-FF
 Client IP Address : 192.168.8.100

SECURITY FUNCTION(Case of Available)

Filter : Off
 Client MAC Address : FF-FF-FF-FF-FF-FF
 Client IP Address : 192.168.8.100

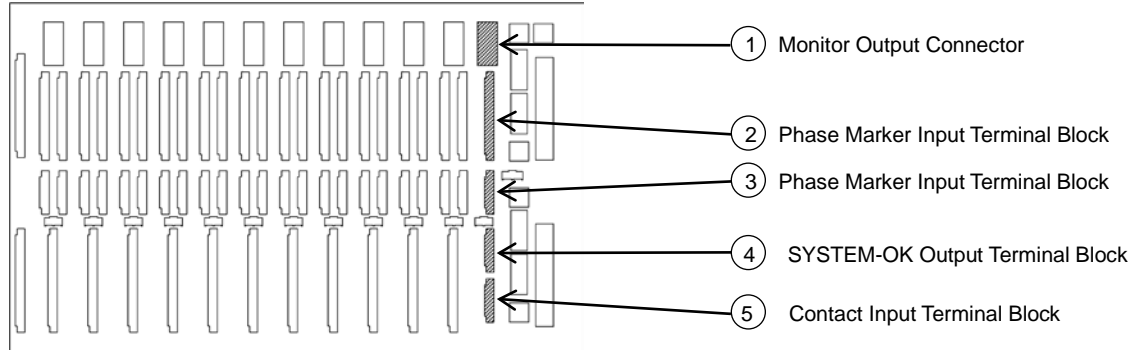
OTHERS

Alarm Contact Operation

Contact type	Enagization method	Power OFF	Power ON	
			Normal state	Alarm state
N.O. contact	NORMALLY DE-ENERGIZED	OPEN	OPEN	CLOSE
	NORMALLY ENERGIZED	OPEN	CLOSE	OPEN
N.C. contact	NORMALLY DE-ENERGIZED	CLOSE	CLOSE	OPEN
	NORMALLY ENERGIZED	CLOSE	OPEN	CLOSE

Plug/ Terminal Block (Connector) Pin Assignment

VM-761B Instrument Rack
(Back)

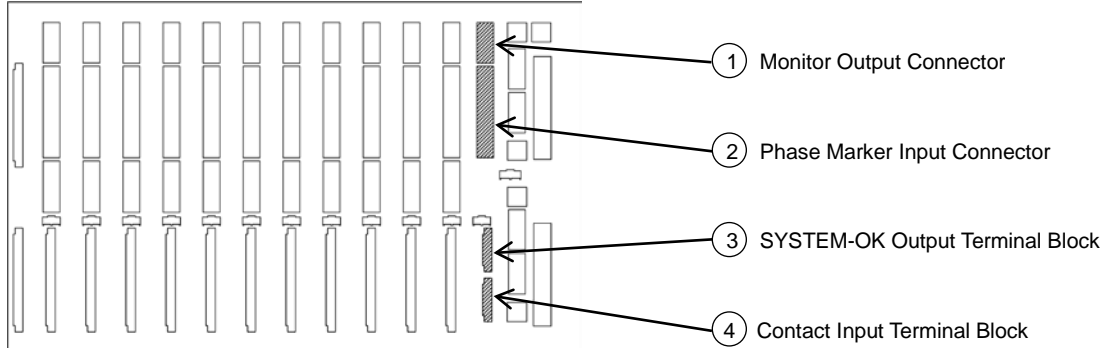


	Back of Instrument Rack	Plug/ Terminal Block (Connector) Pin Assignment	Fitting Plug	Part Code																														
①		<table border="1"> <tr> <td>1</td> <td>CH1 MON</td> <td>6</td> <td>CH3 MON</td> </tr> <tr> <td>2</td> <td>CH1 COM</td> <td>7</td> <td>CH3 COM</td> </tr> <tr> <td>3</td> <td>CH2 MON</td> <td>8</td> <td>CH4 MON</td> </tr> <tr> <td>4</td> <td>CH2 COM</td> <td>9</td> <td>CH4 COM</td> </tr> <tr> <td>5</td> <td>N/A</td> <td></td> <td></td> </tr> </table>	1	CH1 MON	6	CH3 MON	2	CH1 COM	7	CH3 COM	3	CH2 MON	8	CH4 MON	4	CH2 COM	9	CH4 COM	5	N/A				Plug 7072NAD Hood 7072NAG										
1	CH1 MON	6	CH3 MON																															
2	CH1 COM	7	CH3 COM																															
3	CH2 MON	8	CH4 MON																															
4	CH2 COM	9	CH4 COM																															
5	N/A																																	
②		<table border="1"> <tr><td>A1</td><td>CH1 SIG</td></tr> <tr><td>A2</td><td>CH1 COM</td></tr> <tr><td>A3</td><td>N/A</td></tr> <tr><td>A4</td><td>CH1 POW</td></tr> <tr><td>A5</td><td>CH1 SHIELD</td></tr> <tr><td>A6</td><td>CH2 SIG</td></tr> <tr><td>A7</td><td>CH2 COM</td></tr> <tr><td>A8</td><td>N/A</td></tr> <tr><td>A9</td><td>CH2 POW</td></tr> <tr><td>A10</td><td>CH2 SHIELD</td></tr> <tr><td>A11</td><td>CH3 SIG</td></tr> <tr><td>A12</td><td>CH3 COM</td></tr> <tr><td>A13</td><td>N/A</td></tr> <tr><td>A14</td><td>CH3 POW</td></tr> <tr><td>A15</td><td>CH3 SHIELD</td></tr> </table>	A1	CH1 SIG	A2	CH1 COM	A3	N/A	A4	CH1 POW	A5	CH1 SHIELD	A6	CH2 SIG	A7	CH2 COM	A8	N/A	A9	CH2 POW	A10	CH2 SHIELD	A11	CH3 SIG	A12	CH3 COM	A13	N/A	A14	CH3 POW	A15	CH3 SHIELD		7072NAB
A1	CH1 SIG																																	
A2	CH1 COM																																	
A3	N/A																																	
A4	CH1 POW																																	
A5	CH1 SHIELD																																	
A6	CH2 SIG																																	
A7	CH2 COM																																	
A8	N/A																																	
A9	CH2 POW																																	
A10	CH2 SHIELD																																	
A11	CH3 SIG																																	
A12	CH3 COM																																	
A13	N/A																																	
A14	CH3 POW																																	
A15	CH3 SHIELD																																	
③		<table border="1"> <tr><td>B1</td><td>CH4 SIG</td></tr> <tr><td>B2</td><td>CH4 COM</td></tr> <tr><td>B3</td><td>N/A</td></tr> <tr><td>B4</td><td>CH4 POW</td></tr> <tr><td>B5</td><td>CH4 SHIELD</td></tr> <tr><td>B6</td><td>N/A</td></tr> </table>	B1	CH4 SIG	B2	CH4 COM	B3	N/A	B4	CH4 POW	B5	CH4 SHIELD	B6	N/A		7072NAC																		
B1	CH4 SIG																																	
B2	CH4 COM																																	
B3	N/A																																	
B4	CH4 POW																																	
B5	CH4 SHIELD																																	
B6	N/A																																	
④		<table border="1"> <tr><td>C1</td><td>N/A</td></tr> <tr><td>C2</td><td>N/A</td></tr> <tr><td>C3</td><td>N/A</td></tr> <tr><td>C4</td><td>N.O.</td></tr> <tr><td>C5</td><td>SYSTEM-OK</td></tr> <tr><td>C6</td><td>N.C.</td></tr> </table>	C1	N/A	C2	N/A	C3	N/A	C4	N.O.	C5	SYSTEM-OK	C6	N.C.		7072NAC																		
C1	N/A																																	
C2	N/A																																	
C3	N/A																																	
C4	N.O.																																	
C5	SYSTEM-OK																																	
C6	N.C.																																	
⑤		<table border="1"> <tr><td>D1</td><td>RES1</td></tr> <tr><td>D2</td><td>RES2</td></tr> <tr><td>D3</td><td>SEQ1</td></tr> <tr><td>D4</td><td>SEQ2</td></tr> <tr><td>D5</td><td>FILT1</td></tr> <tr><td>D6</td><td>FILT2</td></tr> </table>	D1	RES1	D2	RES2	D3	SEQ1	D4	SEQ2	D5	FILT1	D6	FILT2		7072NAC																		
D1	RES1																																	
D2	RES2																																	
D3	SEQ1																																	
D4	SEQ2																																	
D5	FILT1																																	
D6	FILT2																																	

Note) For the accessory specification code "/TB1", the fitting terminal block plugs ② ③ ④ ⑤ are included.
For the accessory specification code "/TB1", the D-sub plug and hood ① are not included. If required,
please make necessary arrangement separately referring to the part code above.

Plug/ Terminal Block (Connector) Pin Assignment

VM-762B Instrument Rack
(Back)



	Back of Instrument Rack	Plug/ Terminal Block (Connector) Pin Assignment	Fitting Plug	Part Code																																																																												
①		<table border="1"> <tr><td>1</td><td>CH1 MON</td><td>6</td><td>CH3 MON</td></tr> <tr><td>2</td><td>CH1 COM</td><td>7</td><td>CH3 COM</td></tr> <tr><td>3</td><td>CH2 MON</td><td>8</td><td>CH4 MON</td></tr> <tr><td>4</td><td>CH2 COM</td><td>9</td><td>CH4 COM</td></tr> <tr><td>5</td><td>N/A</td><td></td><td></td></tr> </table>	1	CH1 MON	6	CH3 MON	2	CH1 COM	7	CH3 COM	3	CH2 MON	8	CH4 MON	4	CH2 COM	9	CH4 COM	5	N/A				Plug 7072NAD Hood 7072NAG																																																								
1	CH1 MON	6	CH3 MON																																																																													
2	CH1 COM	7	CH3 COM																																																																													
3	CH2 MON	8	CH4 MON																																																																													
4	CH2 COM	9	CH4 COM																																																																													
5	N/A																																																																															
②		<table border="1"> <tr><td>A1</td><td>CH1 IN</td><td>A20</td><td>CH4 IN</td></tr> <tr><td>A2</td><td>CH1 COM</td><td>A21</td><td>CH4 COM</td></tr> <tr><td>A3</td><td>N/A</td><td>A22</td><td>N/A</td></tr> <tr><td>A4</td><td>CH1 POW</td><td>A23</td><td>CH4 POW</td></tr> <tr><td>A5</td><td>CH1 SLD</td><td>A24</td><td>CH4 SLD</td></tr> <tr><td>A6</td><td>CH2 IN</td><td>A25</td><td>N/A</td></tr> <tr><td>A7</td><td>CH2 COM</td><td>A26</td><td>N/A</td></tr> <tr><td>A8</td><td>N/A</td><td>A27</td><td>N/A</td></tr> <tr><td>A9</td><td>CH2 POW</td><td>A28</td><td>N/A</td></tr> <tr><td>A10</td><td>CH2 SLD</td><td>A29</td><td>N/A</td></tr> <tr><td>A11</td><td>CH3 IN</td><td>A30</td><td>N/A</td></tr> <tr><td>A12</td><td>CH3 COM</td><td>A31</td><td>N/A</td></tr> <tr><td>A13</td><td>N/A</td><td>A32</td><td>N/A</td></tr> <tr><td>A14</td><td>CH3 POW</td><td>A33</td><td>N/A</td></tr> <tr><td>A15</td><td>CH3 SLD</td><td>A34</td><td>N/A</td></tr> <tr><td>A16</td><td>N/A</td><td>A35</td><td>N/A</td></tr> <tr><td>A17</td><td>N/A</td><td>A36</td><td>N/A</td></tr> <tr><td>A18</td><td>N/A</td><td>A37</td><td>N/A</td></tr> <tr><td>A19</td><td>N/A</td><td></td><td></td></tr> </table>	A1	CH1 IN	A20	CH4 IN	A2	CH1 COM	A21	CH4 COM	A3	N/A	A22	N/A	A4	CH1 POW	A23	CH4 POW	A5	CH1 SLD	A24	CH4 SLD	A6	CH2 IN	A25	N/A	A7	CH2 COM	A26	N/A	A8	N/A	A27	N/A	A9	CH2 POW	A28	N/A	A10	CH2 SLD	A29	N/A	A11	CH3 IN	A30	N/A	A12	CH3 COM	A31	N/A	A13	N/A	A32	N/A	A14	CH3 POW	A33	N/A	A15	CH3 SLD	A34	N/A	A16	N/A	A35	N/A	A17	N/A	A36	N/A	A18	N/A	A37	N/A	A19	N/A				Plug 7072NAF Hood 7072NAJ
A1	CH1 IN	A20	CH4 IN																																																																													
A2	CH1 COM	A21	CH4 COM																																																																													
A3	N/A	A22	N/A																																																																													
A4	CH1 POW	A23	CH4 POW																																																																													
A5	CH1 SLD	A24	CH4 SLD																																																																													
A6	CH2 IN	A25	N/A																																																																													
A7	CH2 COM	A26	N/A																																																																													
A8	N/A	A27	N/A																																																																													
A9	CH2 POW	A28	N/A																																																																													
A10	CH2 SLD	A29	N/A																																																																													
A11	CH3 IN	A30	N/A																																																																													
A12	CH3 COM	A31	N/A																																																																													
A13	N/A	A32	N/A																																																																													
A14	CH3 POW	A33	N/A																																																																													
A15	CH3 SLD	A34	N/A																																																																													
A16	N/A	A35	N/A																																																																													
A17	N/A	A36	N/A																																																																													
A18	N/A	A37	N/A																																																																													
A19	N/A																																																																															
③		<table border="1"> <tr><td>C1</td><td>N/A</td></tr> <tr><td>C2</td><td>N/A</td></tr> <tr><td>C3</td><td>N/A</td></tr> <tr><td>C4</td><td>N.O.</td></tr> <tr><td>C5</td><td>SYSTEM-OK</td></tr> <tr><td>C6</td><td>N.C.</td></tr> </table>	C1	N/A	C2	N/A	C3	N/A	C4	N.O.	C5	SYSTEM-OK	C6	N.C.		7072NAC																																																																
C1	N/A																																																																															
C2	N/A																																																																															
C3	N/A																																																																															
C4	N.O.																																																																															
C5	SYSTEM-OK																																																																															
C6	N.C.																																																																															
④		<table border="1"> <tr><td>D1</td><td>RES1</td></tr> <tr><td>D2</td><td>RES2</td></tr> <tr><td>D3</td><td>SEQ1</td></tr> <tr><td>D4</td><td>SEQ2</td></tr> <tr><td>D5</td><td>FILT1</td></tr> <tr><td>D6</td><td>FILT2</td></tr> </table>	D1	RES1	D2	RES2	D3	SEQ1	D4	SEQ2	D5	FILT1	D6	FILT2		7072NAC																																																																
D1	RES1																																																																															
D2	RES2																																																																															
D3	SEQ1																																																																															
D4	SEQ2																																																																															
D5	FILT1																																																																															
D6	FILT2																																																																															

Note) For the accessory specification code "/TB2", the fitting terminal block plugs ③ ④ are included.

For the accessory specification code "/TB2", the D-sub plugs and hoods ① ② are not included. If required, please make necessary arrangement separately referring to the part code above.